

Give Your Kitchen Glamour

Modern finishing materials will give the kitchen in your new home the stamp of your own individuality.

Planning for efficiency comes first, of course, but a good-looking kitchen designed to accent the beauty and performance of those new appliances boosts the morale of the homemaker who will spend many hours in the kitchen.

You can have glamour in the kitchen without sacrificing the practical aspects of durability, low maintenance and easy cleanability. One of the smartest selections for wall coverings in the kitchen is plastic-surfaced hardboard. Heat, moisture, grease and other common kitchen stains will not mar the paneling's permanent plastic surface.

KITCHENS qualify as hard-use areas, and hardboard surfaces will not scuff and are highly dent-resistant. Humidity is high in kitchens, and hardboard products are moisture-resistant.

With plastic-coated hardboard walls it is easy to create the color scheme you want in your kitchen. And there is no need to guess what the result will look like, because the panels are completely prefinished. Variety is possible through the use of panels of various sizes and textures as well as colors. All the light pastel colors preferred for kitchen panels can be had in the patterns as well as plain sheets. The same range of colors, and more, are available in plank sizes and in squares.

THERE ARE many specialty finishes designed expressly for kitchen installation, some of them using subtle combinations of colors to unify your decorating scheme. Marble patterns are another possibility.

With the growing trend toward the use of unpainted wood grain finishes in kitchen, plastic-finished hardboard paneling is a boon to the new home owner.

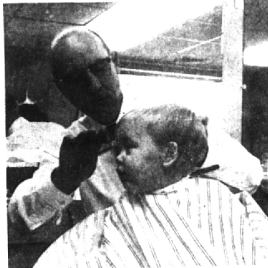
Wall panels of wood-grained finished hardboard come in a wide range of tones and tints. Yet, with hardboard, this dash of luxury falls in the low-cost category. Most important, these prefinished surfaces have all the plus values of solid-wood hardboard, withstanding abrasion and being easy to clean.

IF YOU choose to have painted (See KITCHEN, 5-D)

First Haircut



"WHATCHA DOIN', MISTER?"



"WATCH IT THERE."



"THIS BEATS A SOUPBOWL!"

Begin to Prepare for Canning Season

Use a pressure canner when processing beans, peas, corn, and other vegetables with the exception of tomatoes, says Mary Hardy, Oakland County Extension Agent, Home Economics.

She suggests you check your pressure cooker or canner by putting water in it and bringing it up to pressure as you do normally. Watch for steam leaks, as they can lessen the pressure and cause the cooker or canner to boil dry.

Mrs. Hardy says that a little leakage around a weight-type gauge is all right. However, it should be thoroughly cleaned to give the pressure correctly. If steam escapes around the cover, be sure to examine the sealing edges.

TURNING A REVERSIBLE gasket over may improve the seal, but one that is hardened, stretched or worn should be replaced by the dealer or manufacturer.

If the canner has a dial gauge, write to the manufacturer to see if he will check it for you. Mrs. Hardy said. Accurate processing temperatures are needed to make food keep.

If the gauge does not register accurately, you should make a tag and tie it to the cooker so you will know the amount and direction of the error. From this you can determine what the gauge should read to give the needed pressure.

WHEN STORING your canner, Mrs. Hardy says, make sure it is clean and dry. Thumb screws should be coated with petroleum jelly or salt-free cooking oil to prevent rust. Crumpled newspapers inside the kettle will absorb moisture and odors. Wrap the cover and invert it inside the kettle.

She advises discarding any glass jars or lids with cracks, chips or dents. Such defects can prevent airtight seals and cause the food to spoil.

For further free information on home canning and care of pressure cookers or canners, write to Oakland County Extension office, 1200 N. Telegraph St., Pontiac. For "Home Canning of Fruits and Vegetables," USDA Home and Garden Bulletin No. 818 and "Pressure Canning, Use and Care," USDA Home and Garden Bulletin No. 30.

Curry Cooking: Use Taste, Skill

Curry, like most potent seasonings, must be used with taste and skill. An overdose on the first try can turn the stomach—a subtle touch can lead to the love of a lifetime, for the curry must be nurtured and cultivated.

Generally associated with Indian dishes or lamb served with pilaf, curry is often overlooked as an exciting seasoning for many of our American dishes.

Mayonnaise gets a tangy life with a bit of curry. For a zesty addition to vegetables, add a wee bit of the yellow magic—not more than a dip with a sharp pointed knife. Spinach in onion sauce is a delight with a dash of curry.

Simplest way to try your taste is to add curry to buttered rice. Doing a marinade? Don't overlook this exotic spice. Goulash, stews, spaghetti sauce—wherever seasoning turns the trick—consider curry.

Its punch will grow upon you. But always heed the rule, too much is too much. To care for curry, have a care.



HOMEMAKING



Hotter Washing Water Means More Safety from Dish Virus

Safety from bacteria and viruses on dishes is related to the temperature of the hot water used in washing them, according to Dr. Joseph G. Molner, nationally known health columnist and director of the Wayne County Health Department.

Dr. Molner reported on tests conducted by the University of Louisville which compared hand washing of dishes to machine washing. He pointed out that dishwashers gave strikingly better sanitation mainly because they could use hotter water than is possible in washing by hand, but whatever way dishes are washed they should be washed hot to be washed clean.

WHEN DOING dishes by hand, water as hot as possible should be used for when "water begins to cool its effectiveness cools off too."

Commenting on the doctor's statement, Claude Morrow, Edison's Birmingham office manager, said the temperature of water in dishwashers is at least 150°—hot enough to rapidly kill germs of all kinds.

He said this is one of the advantages of an electric water heater—it provides hot water at temperatures up to 165° continually over a period of years without shortening the life of the tank.

THE WATER is still hot enough for efficient use in a dishwasher even after a long pipe run.

For bathing and tasks that require only warm water, it takes less hot water mixed with cold water to reach the desired temperature.

"Whether the homemaker has an automatic dishwasher or not, the

hot water from an electric water heater for doing household chores is an important ingredient in providing for cleaner, more germ-free family surroundings, Morrow added.

IN THE Louisville tests 40 families were asked to wash their dishes in the usual way and either dry them with a towel or let them stand until dry, whichever was their normal custom.

When one complete place setting was dry, it was placed in a sterile bag and delivered to the laboratory of the University's department of microbiology.

Bacterial contamination was measured according to American Public Health Association standards and methods.

THESE TESTS showed that in only one of the 40 homes did all the handwashed dishes meet the 100-or-less bacteria per utensil accepted public health standard—only one family's dishes were as free of bacteria as you would expect dishes washed in a public restaurant.

Only three out of 350 dishes washed were completely sanitized. Similar tests were made on dishes washed in a mechanical dishwasher. Every one of the 4210 utensils sampled from 301 separate mechanical dishwashings met the accepted standard for public restaurants, and 74 per cent of the dishes had no bacterial count whatsoever.

THE LABORATORY also conducted extensive tests to study the removal of disease-producing viruses from highly contaminated dishes.

These virus tests showed that the dishwasher readily removed such viruses from dishes, although after hand dishwashing live virus was frequently found on the dishes.

Incidentally, the hardware—handles, etc.—which you put on the cabinet can be very effective in your decoration scheme. Beautiful, modern styles are available everywhere.

Dress Sink Up With Modern Cabinet, Doors

Bathrooms, especially in older homes, are often a real problem. They are usually unattractive and lack essential storage space.

You might tackle the problem by enclosing the sink in a modern cabinet with sliding doors. One side can be drawers to hold the thousands of items that collect in every household bathroom.

The top of the cabinet should be of a hard, water-proof material. Above the cabinet install a long medicine cabinet with sliding mirror doors. Install a modern light above the mirror-cabinet.

THIS IS THE major part of this redecorating plan. You can carry on from there with fresh paint and towel racks.

Incidentally, the hardware—handles, etc.—which you put on the cabinet can be very effective in your decoration scheme. Beautiful, modern styles are available everywhere.

Local Woman Attends MSU College Week

Over 25 Oakland County women are attending the 24th Annual Homemakers' Conference at East Lansing July 24-27. The centennial of the Land Grant College movement was celebrated on opening day by a reception.

The highlight of Wednesday's program was a panel discussion on "Building Stronger Families in Michigan," followed by small discussion groups.

Local women receiving leadership training at this event is Mrs. Kenneth Butterfield.


Courses being studied range from "Introduction to Psychology" and "Today's International Problems," to "Today's Art."

Americans help assure their future in two ways when they save and strengthen America with U. S. Savings Bonds.


82 YEARS EXPERIENCE
RESIDENTIAL AND COMMERCIAL ROOFERS
Cutters & Downspouts
J. J. Landler
ROOFING COMPANY
551 E. VERNOR HWY., DET.
WO. 2-0512

BB
BIRMINGHAM
See Section B

Do you want "TO SELL" your home?
Do you want "TO PURCHASE" a home?
Our unique "TEMPORARY FINANCING" Program has promoted the sale of over \$450,000.00 of Real Estate in the Birmingham area in early 1962. Inquire today.
ASK FOR BOB LAMBERT
Confidence Competence Courtesy
WALSH & LAMBERT, INC.
MI 6-9500




LARGE 4 BEDROOM MODERN RANCH, on secluded court. Sliding glass walls onto patio. 3-zone hot water heat. Many extras. Demands your attention at 42,500.



A DISTINCTIVE TRI-LEVEL ON A HIGH SITE. 5 bedrooms, 3 1/2 baths. —Carpeting & Drapes. Tobogganing and ice skating to be enjoyed in the winter season near by. 39,500.



RARE "FIND" ENGLISH COLONIAL. With stream and waterfall at rear of property. Superb family styled home. 5 Bedrooms—3 1/2 Baths... Dining Room with Bay. 42,500.



4 BEDROOMS, 3 1/2 BATHS. Family room with bar. Living room with fireplace. Beamed ceiling in living room and dining room. Man sized garage. 42,900.



COMPACT MODEL—SOUTHERN STYLE... Two superb bedrooms, library, garage. Screened porch in this outstanding colonial. Drapes & carpets included. A rarity on this court street. Only 26,500.

Weir, Manuel & Snyder, Inc.

298 South Woodward
Birmingham, Michigan Realtors

Phones: Birmingham 644-6300
From Detroit 566-2323