

Plant Bulbs Until Ground Freezes Hard

By ALICE WESSELS BURLINGAME
Special Writer for The Birmingham Eccentric

As long as you can "open the ground" it will still be time to plant spring bulbs. I feel like a deep sea diver with the bubbles as the result of many days with bulb planting periods.

Rabbits won't be on my love list if they eat the fresh green bulb sprouts before they have a chance to spring. Therefore in the early spring, just going to spread crushed moth balls throughout the bulb area to keep away mice, moles and squirrels. Many of the new bulbs we are planting are coming from Holland and in boats that deck at the foot of Woodward avenue which has quite a lot of appeal for world minded gardeners.

Our United States department of agriculture keeps representatives at the export centers in Holland to inspect bulbs as to quality and condition prior to shipping.

When bulbs are shipped it is in a crate graded by circumference. When they pass the standards and arrive here the grower is assured that the bulb is large enough to flower the next spring.

When the nature of bulbs is understood one knows why there are no bargains in guaranteed bulbs.

The difference in size does not affect the inherited qualities of a bulb but the larger bulbs contain more stored up food to nourish the plant. Because of this an earlier and larger flower can be expected.

THERE ARE really three flowering periods for tulips, so it is important that you select the varieties that suit your pattern.

It is important to know the potential height of plants so you will not get a short one behind a tall specimen.

A good tradesman is qualified to give you the feature height of your bulb.

The knowledge of little tricks of planting, like this, assure a garden lover that her flowers will compliment her home and grounds.

Most folks select the varieties to flower and they select those which are Darwin's, Cottage, Biedersteiner, Parrot, Rembrandt, God late bulbs.

Height is always a factor regardless of flower time.

FOR TWO YEARS during the cold of February and March, I have had the pleasure to have home forced tulips from Mrs. Frank Kling on Haggerty Road, near Valley Lake.

Mrs. Kling has a green thumb when it comes to forcing hyacinths, tulips and daffodils. So that I will not make mistakes in relating her technique, here are her exact words:

"I fill an eight-inch pot with good earth and select four tulip bulbs of one color and variety. These are planted to the bulb up level with the earth.

This job is done around the middle of November. The pots are well watered and placed in a dimly well-lit house where the door is

emerged and until Feb. 1 they about two and a half feet high. Attached to the back is a St. Frances Assisi tile which Mrs. Shenefield brought from Italy.

After this date, they are brought up into the living part of the house and gradually given lots of light.

ONE YEAR this master of tulip forcing had a net of yellow tulips and from four bulbs had 10 flowers.

This area is blessed with another fine, generous, plantswoman, Mrs. J. W. Shenefield on Bennington Road in Rodgate.

This family has a new home of French architecture, the interior of which would be best described by a person other than a horticulturist so let's stroll into the courtyard garden adjoining the back of the home.

The garden was planned with the guidance of a local gardener, designer, Mrs. Clara Muehlman.

To the right is a wall of reclaimed brick 20 feet long and

assured that the bulb is large enough to flower the next spring.

When the nature of bulbs is understood one knows why there are no bargains in guaranteed bulbs.

The difference in size does not affect the inherited qualities of a bulb but the larger bulbs contain more stored up food to nourish the plant.

THERE ARE really three flowering periods for tulips, so it is important that you select the varieties that suit your pattern.

It is important to know the potential height of plants so you will not get a short one behind a tall specimen.

A good tradesman is qualified to give you the feature height of your bulb.

The knowledge of little tricks of planting, like this, assure a garden lover that her flowers will compliment her home and grounds.

Most folks select the varieties to flower and they select those which are Darwin's, Cottage, Biedersteiner, Parrot, Rembrandt, God late bulbs.

Height is always a factor regardless of flower time.

FOR TWO YEARS during the cold of February and March, I have had the pleasure to have home forced tulips from Mrs. Frank Kling on Haggerty Road, near Valley Lake.

Mrs. Kling has a green thumb when it comes to forcing hyacinths, tulips and daffodils. So that I will not make mistakes in relating her technique, here are her exact words:

"I fill an eight-inch pot with good earth and select four tulip bulbs of one color and variety. These are planted to the bulb up level with the earth.

This job is done around the middle of November. The pots are well watered and placed in a dimly well-lit house where the door is

emerged and until Feb. 1 they about two and a half feet high. Attached to the back is a St. Frances Assisi tile which Mrs. Shenefield brought from Italy.

After this date, they are brought up into the living part of the house and gradually given lots of light.

ONE YEAR this master of tulip forcing had a net of yellow tulips and from four bulbs had 10 flowers.

This area is blessed with another fine, generous, plantswoman, Mrs. J. W. Shenefield on Bennington Road in Rodgate.

This family has a new home of French architecture, the interior of which would be best described by a person other than a horticulturist so let's stroll into the courtyard garden adjoining the back of the home.

The garden was planned with the guidance of a local gardener, designer, Mrs. Clara Muehlman.

To the right is a wall of reclaimed brick 20 feet long and

assured that the bulb is large enough to flower the next spring.

When the nature of bulbs is understood one knows why there are no bargains in guaranteed bulbs.

The difference in size does not affect the inherited qualities of a bulb but the larger bulbs contain more stored up food to nourish the plant.

THERE ARE really three flowering periods for tulips, so it is important that you select the varieties that suit your pattern.

It is important to know the potential height of plants so you will not get a short one behind a tall specimen.

A good tradesman is qualified to give you the feature height of your bulb.

The knowledge of little tricks of planting, like this, assure a garden lover that her flowers will compliment her home and grounds.

Most folks select the varieties to flower and they select those which are Darwin's, Cottage, Biedersteiner, Parrot, Rembrandt, God late bulbs.

Height is always a factor regardless of flower time.

FOR TWO YEARS during the cold of February and March, I have had the pleasure to have home forced tulips from Mrs. Frank Kling on Haggerty Road, near Valley Lake.

Mrs. Kling has a green thumb when it comes to forcing hyacinths, tulips and daffodils. So that I will not make mistakes in relating her technique, here are her exact words:

"I fill an eight-inch pot with good earth and select four tulip bulbs of one color and variety. These are planted to the bulb up level with the earth.

This job is done around the middle of November. The pots are well watered and placed in a dimly well-lit house where the door is

emerged and until Feb. 1 they about two and a half feet high. Attached to the back is a St. Frances Assisi tile which Mrs. Shenefield brought from Italy.

After this date, they are brought up into the living part of the house and gradually given lots of light.

ONE YEAR this master of tulip forcing had a net of yellow tulips and from four bulbs had 10 flowers.

Lathrup Village

BETTY DWOREK FL 1-3362

Plans Completed for Lathrup School Open House, Nov. 9

Open house will be held at Lathrup school Tuesday evening, Nov. 9, beginning at 7:15 p.m. Teachers will welcome parents of all students and will present "Teacher Talks".

At 8:30 p.m. parents will be invited to sit in on a regular Student Council meeting. The Council consists of one representative from each grade at the school meets each afternoon for one hour with Miss McLean. Each Council member serves for a period of one month discussing general school problems.

A bake sale will be held the same evening and proceeds will be used to sponsor social activities for the children.

Mrs. Henry Ohrt, chairman of the bake sale, requests that all donations from mothers be at the school before 4 p.m. the afternoon of the sale. If, however, mothers are not able to bring in their donations, they are to call Mrs. Ohrt, on the day before the sale and provision will be made to pack it up.

Members of the bake sale committee are Mrs. Lee Parker, Mrs. Robert Deland, Mrs. E. J. Bistau, Mrs. Herold English, Mrs. Alvin Plantzette, Mrs. Frank Fleischer, Mrs. George Crawford, Mrs. David Anderson, Mrs. William Sherry, and Mrs. Richard Cogger.

After a short business meeting at 9 p.m., refreshments will be served by the room mothers of the two first grades and the two third grades. Mothers serving are Mrs. Andrew Bloescher, Mrs. William McCracken, Mrs. Lelloy Dowdy, Mrs. Thomas Adams, Mrs. Eugene Peron, Mrs. Glen Farnson, Mrs. Eugene Gourley, Mrs. Clarence Moyer, Mrs. David Pett, Mrs. Marie Cioffari, Mrs. William Christian, Mrs. Joseph Everson and Mrs. Robert Jannan.

WOMAN'S ASSOCIATION
Woman's Association of the Community Church Congregation will meet in Fellowship hall Nov. 10 at 10:30 for sewing. This will be the last Association meeting prior to the Holiday Fair and as there are many final plans to be decided on, all members are urged to attend. Dr. Raymond Blakney from Olivet college will be the speaker. Devotions will be given by Mrs. Harold Saeh. Hostesses at the luncheon will be members of Circles 4 and 5.



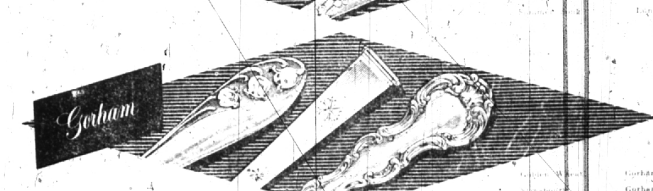

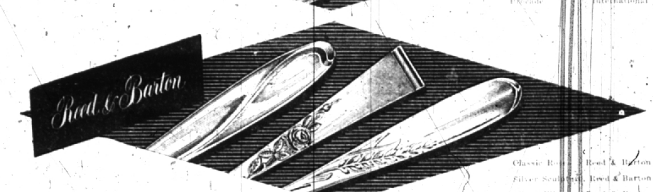
All members are invited to meet at the home of Mrs. Harold Becker of San Diego on Monday, November 8. This will be a final sewing session to complete articles for the Holiday Fair scheduled for December 3.

Are you thinking of buying a new home? Then read the "For Sale Houses" columns on the Classified Ad page of this week's Eccentric.

LAKE JEWELERS



...the quick and easy way to own the world's most beautiful silver



Come in today and start your membership in our sterling club. From our magnificent collection of the finest sterling, choose 1, 2, 4 or more place settings in your preferred pattern. Add serving pieces of hollowware to match. Your sterling will grow quickly and you'll never miss your small weekly payments! You'll find our sterling club helpful in gift buying, too!

LAKE JEWELERS

"The Sterling Store Of Birmingham"
69 W. MAPLE Hours Daily 9:00 to 5:30 MI 4-5315

ZUD
DISCOLORATIONS
COPPER POTS & PANS

Remove rust and stains from bottles, crick, auto bumpers, trim, discolorations from the floor.

THE LATEST new uses of ZUD will be Greater, Harder, Deer, 100 Uses.

Write for FREE BROCHURE to P. O. BOX 302, HALL TOWN, N.C.

S A L E S

The magnificent **Magnavox** televisions, radios, phonographs

Mr. Callum and Dean
409-411 E. Maple MI 4-5230

Dr. Joseph W. Norton
OSTEOPATHIC PHYSICIAN
ANNOUNCES
EVENING OFFICE HOURS
Tues. & Thurs. 7 P.M. to 9 P.M.
277 Pierce MI 4-6200

Sure To Top Any Weather REPORT

STYLE-MART TOPCOATS

especially the **Knightly Fabric by Juilliard**

A versatile coat, with patch pockets and set-in sleeves in either hazy or camel. Tops in topcoats! **\$65.00**

HARRIS TWEEDS \$65.00

Other handsome topcoats in brushed-wool, herringbone and tweeds. Sizes 36 to 46—priced from \$55.00. Zip-in linings available for all topcoats for only \$10.00.

For Early Shopping Use Our Lay-Away Plan

PECK'S MEN'S WEAR
108 S. Woodward MI 4-7724

GREETINGS & GIFTS are brought to you from **Friendly Neighbors & Civic & Social Welfare Leaders** through **WELCOME WAGON**

On the occasion of Change of residence Arrivals of Newcomers to BIRMINGHAM

Phone Mrs. H. Wales Price Midwest 4-0516 (No cost or obligation)