The HOME BEAUTIFUL
Flowers and Shrubbery—Their Care and Cultivation

This Sunflower Would Have Been Larger If All the Buds Had Been Cut Off As Soon as They Appeared.

WORK AMONG THE FLOWERS

By LIMA R. ROSE.

The rex begonia may be propagated by slashing the leaf several times across the ribs with a sharp knife, and laying it flat on the cutting box. If necessary, pin it down with toothpicks. The leaves will rot wherever the leaf has been slashed, and soon new plants will appear.

Perennials sown in the summer should have developed into good thrifty plants by this time. Plant where they are to bloom next summer, or pot for the window.

Late in September pot the primroses and cineraria seedlings grown in frames. Do not allow them to become pot-bound until they are ready to flower.

If the mignonette is your favorite flower, September is a good time to insure a good supply for the holidays.

Sow three or four seeds in thumb pots, and plunge them in a box of sand. Sow only the seeds of the large, flowering kind and thin to one plant in a pot. Repot when the pot is full of roots until the plant is established in five-inch pots.

Secure all the fallen leaves you can, for they are invaluable about the garden. Use them as a mulch and protection for the flower beds and individual plants and shrubs; bank pits, sold frames and hot beds with them. Pile them in a corner of the garden or bury them and make leaf mold. Store them near the chicken house, to be used for the scratching shed.

Give transplanted flowers plenty of time to recoup. Do not water them too much, or the soil will become sour and further retard the growth of the plant. Do not place in too warm a window, for until the growth starts they want to be in a shady place.

If a plant looks sickly, do not at once begin to stimulate it with liquid fertilizer. Do not repot it until the the growth starts. Amateurs are liable to give too large pots.

Wandering Jew, climbing nasturtiums, German ivy, ground pine and forget-me-nots will grow very satisfactorily if the branches are cut and placed in water. They make novel show plants for the winter garden.

WINTER RHUBARB

The crimson winter rhubarb has a most delicious flavor and is so far superior to the old common or garden variety that there is no comparison. It is less acid, and is literally ever-bearing and at its best late in the fall when all other fruits and vegetables are scarce.

TRAINING TOMATOES

Tomatoes may be trained to stakes or trellises to good advantage. Keep the branches thinned to just the number needed for fruit.

The Beautiful Easter Lily, or Madonna Lily.

TAKE CARE OF YOUR PLANTS

By L. M. BENNINGTON.

If you notice a little bit of cottony stuff adhering to the leaves and stems of your plants, prepare the following mixture:

Melt a bar of soap, add coal oil to it equal to half the amount of soap. The two will readily mix if combined when the soap is hot. Keep in a well-covered vessel, and use one part to ten parts of water as a spray.

When scale appears on palms, oleanders, etc., use the above emulsion, only a little stronger, as a wash, and go over each leaf and stem carefully with the mixture; then follow with a soft fine brush or rag, and remove the loosened scale.

KEEP CHRYSANTHEMUMS GROWING

Keep chrysanthemums growing vigorously through the summer season. Pinch off the shoots from time to time to make them branch freely. Do not let the plants lack for water. Expose them fully to the sun, but screen the pots so that the soil will not dry out too rapidly. Give some manure-water twice a week. When you want buds to form stop pinching.

ABOUT LILIES

By E. VAN BENTHUYSEN.

If ordered early in September, lily bulbs will reach you any time from the latter part of the month until November; and it is well to have the bed prepared in advance. Prepare the bed now, and as the season advances cover it with six inches of litter of any kind, and then if the bulbs do not come too late, the ground will be in condition to receive them when they do come.

Again cover the ground with a litter, and in the early spring remove it. Lilies like a well-drained, moist soil, deep and well-worked over with fine, well-decayed manure.

When the bulbs are set in the ground a handful of sand should be placed around each bulb and through this the root will reach the rich soil.

In my garden I would have all the "lilies of the field" as well as those of the garden. But those of special notice where space and purse are limited, are the pure white madonna lily, which blossoms in May or June; the Canada lily, which is found in our fields and is bright crimson in color, with dark spots, and blossoms in June or July; the coral lily which comes to us in May; the longiflorum multiflorum, another pure white beauty.

Then we have the speciosum, white with a green band running through the center; blood-red and white, the latter heavily spotted with darker crimson.

The golden banded Japanese lily is one of the handsomest and comes just when we need it most, in late summertime.

KEEPING BOOKS FOR COWS PAYS PROFITS

Record of Michigan Testing Associations Show Value of Work.

MOVEMENT GROWS IN STATE

408 Members, Owning 5,642 Cows, Are Enrolled—Weed Out the Cows Which Prove Unprofitable.

By J. A. WALDRON,
Extension Agent in Dairying, Michigan Agricultural College.

East Lansing, Mich.—A year ago there were just 250 farmers, owning 3,529 cows, enrolled as members of cooperative cow-testing associations in Michigan. Today there are 408 dairymen, owning 5,642 cows, who are members of such associations. This represents a growth in these bodies of almost 100 per cent within the past 12 months. The figures are a few taken from the annual reports of the organizations made to the college on July 1.

To observing dairymen, this record of progress in co-operative cow-testing work speaks eloquently. It is a testimonial to the fact that these producers of dairy products have found it worth while to know exactly just how each of their cows is performing—but more than this, the progress made is a lesson in the value of co-operation. While uniting primarily only to improve their herds and to employ testers to separate the paying from the losing animals, these men have also taken up other matters of importance to the dairy business and of interest to their communities.

The successes achieved by Cow Testing Association No. 1, in Berrien county, are an illustration, and should furnish inspiration to those districts where this work of organization has not yet been taken up. The association was formed by C. L. Burlingham of the dairy division in December, 1915, and it began work on April 24, 1916, with 25 members, owning 350 cows, and a young man, Clarence B. Cook, in charge. Seventeen of the 24 herds enrolled were grade, or purebred Guernseys, for this section is probably the foremost Guernsey district in the state. An immediate result of the cow testing association's labors among the Guernsey men was the formation of a Guernsey Breeders' association, which has proved to be a big factor in promoting the development of the cattle business in the locality.

But how about the results obtained by testing, since it will be assumed that this is the primary interest with a cow testing association? In this field the report of the association shows 56 cows were sold during the year because their records under test showed they could not finish the year with a profit for their owners. A total of 208 cows, however, finished the year with a full 12 months' record to their credit.

The average production per cow for the entire association was 6,705 pounds of fat. The highest net profit on any one animal was $108.90, while the most profitless cow was kept at a loss of $31.99. The highest net profit per cow in any one herd was $65.53. Another herd was kept at a loss of 4.15 per cow.

The records showed further that one cow, a purebred Holstein, which previously had made a record of almost 25 pounds of butterfat in seven days, made only 166 pounds of butterfat during the year, and was kept at a loss of $31.98.

In still another herd, the difference between returns yielded by the best cow and the poorest cow was $112.06. The highest butterfat production was made by a grade Guernsey producing 588 pounds of butterfat, while the highest herd average was 424.5 pounds of fat. These figures show a few of the possibilities and pitfalls of the dairy business thought out by the cow-testing records. They have been given wide publicity in the community where they were secured.

These association records have also been used to good advantage in the district in the selling of purebred and grade Guernseys. A grade Guernsey which had made the association butterfat production sold at a public sale for $200, when in all probability she could not have brought more than $125 at the same sale without her production record.

The association has been as effective additionally in stimulating dairy work in other localities. Branch county's association owes its start to Berrien No. 1. Three men in Branch county purchased purebred cattle with cow-testing records in Berrien and were so impressed with the association's activities that when they went home they immediately petitioned their county agent to organize an association in their community, giving the movement a new impetus in this region. This association in Branch county is continuing in operation.

It might be well to state here that dairymen interested in this work and desirous of seeing something of the sort taken up in their localities might do well to take up the matter with their county agent and the department of dairy husbandry of the college.

The Best Part of It.

Hokus—Hello, old man. Back in town again, eh? How did you enjoy your vacation?

Pokus—Well, I'm so glad to get home again that I'm glad now I went.—New York Times.

Garden Life.

"Getting anything out of your garden?"

"Well, this morning I got two roosters and three hens out of it in double-quick order."

HOGGING CORN SAVES LABOR

Many Michigan Farmers Find It Profitable Way to Harvest the Crop.

By PROF. GEORGE A. BROWN,
Department of Animal Husbandry, Michigan Agricultural College.

East Lansing, Mich.—The call to arms, and the equally insistent call of city industry now so rapidly combining to drain the country districts of their farm hands, may put many a Michigan farmer hard up against the labor problem this fall. This situation, for farmers whose men have been taken, will largely resolve itself into one of finding a way to get in the corn crop with as little outside help as possible.

"Hogging down" is one means by which this can be accomplished—though it is applicable, of course, only to those farms where there are enough hogs, or sheep, to do the work.

Letting the hogs harvest the corn has these advantages:

1. The cost of husking and storing will run from eight to ten cents per bushel. When we add to this the time required to feed the hogs, it will be seen that an immense saving in labor is effected by letting the hogs do the work themselves.

2. The manure produced by the hogs is more thoroughly distributed over the fields, and a much larger proportion of it saved than is the case where the animals are confined in a small inclosure.

3. Sanitary conditions are usually better in the field than they would be in a small lot.

4. Necessity for providing space for the crop is eliminated and loss caused by rats and mice is done away with.

But there are also some disadvantages. These are:

1. Roughage is not utilized to any appreciable extent.

2. There is some expense and labor involved in fencing off small areas of the field at a time.

3. The necessity of hauling water to the field where hogs cannot reach the regular feeding place is sometimes bothersome.

4. The puddling of heavy soils if the season is wet.

The advisability of following the practice of hogging of crops will depend quite largely on the value attached to the roughage, the cost of providing necessary fencing, and the possibility of providing water and shelter without too great an expense.

Shoats weighing from 100 to 125 pounds are well suited to hogging off corn. For fast results, also, the hogs should have some supplementary protein feed. A clover or alfalfa meadow adjoining the corn field is ideal for this purpose.

Another method of providing a supplementary feed is by sowing rye or rape in the corn field at the last cultivation. If none of these are available a commercial protein, such as digested tankage or "shorts" should be provided in a self-feeder, or fed in the form of slop.

CLEAN BEANS BEST FOR SEED

Selection in Field Now Will Give Supply for Next Season's Crop.

By J. H. MUNCIE,
Bean Specialist, Michigan Agricultural College.

Lansing, Mich.—Bean fields inspected in many parts of the state this season by the writer show the presence of much blight. This fact, however, is not commented upon as anything either new or astounding, for scarcely any other result could have been expected when it is remembered what many growers planted last spring. Samples submitted to the college early in the year showed the presence of blight in a high percentage of seed, even where it had been handpicked.

But these inspections this fall have also furnished evidence of the value of carefully selecting clean seed in the field. The crops which have been grown this year from this sort of seed are larger, the pick per bushel is less, and the beans are ripening more evenly than is the case with crops grown from elevator seed.

Appreciating this fact, there seems to be no valid reason why every grower in Michigan should not increase his bean yield in 1918 by using disease-free seed, selected in the field. This method of securing seed is one which progressive growers have found highly profitable in all the bean growing sections of the state.

These men, when their beans mature, simply go through the field and pull those plants showing vigorous growth, and a large number of clean pods. When a sufficient number of these have been gathered, they are threshed by flailing. After this threshing the beans are carefully picked, and the small ones and those showing disease discoloration are removed.

In selecting, it should be remembered that all seed selected from pods affected with blight will, if planted, produce a diseased crop. All possible care should be taken, in selecting, therefore, to secure plants as free from blight as possible. A high-yielding plant, with pods badly marked, should not be pulled.

Many growers buy seed from neighbors who have good results with their beans, but before buying be sure you have seen the crop from which the seed is threshed. If the field is badly blighted, secure your seed elsewhere.

High yields of beans are often greatly reduced after the beans are hand-picked. Seed from a field with a lower yield of beans, but with a low pick, will often be a safe investment.

Nerve.

Seattle—What makes you think that Hindenburg has more nerve than Washington had?

James—Well, I know that Washington never called a retreat a victory.—Judge.

Limiting a Sentiment.

"Do you have any difficulty in making your boy fond of his home?"

"I don't want him to be too fond of his home," replied Mrs. Corntossel. "Josh is no slacker."

DIPPING TO EXTERMINATE SHEEP TICK



Canvas dipping leaf in use



Sheep Tick (enforged female, enlarged)



True Tick (enforged female, enlarged)

Dipping Vat for Eradication of Sheep Tick

(Prepared by the United States Department of Agriculture.)

The sheep tick is a widely prevalent parasite which is spreading rapidly, especially among the close-herded range flocks. It irritates the sheep which it infests, making them so restless that they do not feed well. This results in retarding the wool growth and indirectly the wool is sometimes injured by the animals' scratching and rubbing themselves. A loss of approximately 25 cents a head for lambs and 20 cents a head for ewes is considered a conservative estimate for the damage done to infested flocks.

Control by Dipping.

Sheep ticks can readily be controlled by the use of one of a number of dipping solutions. These are described in detail in a new publication of the United States department of agriculture, Farmers' Bulletin 708. A number of solutions, such as coal-tar creosote and nicotine, may be purchased ready-prepared. The lime-sulphur-arsenic dip can be made at home, but it is difficult to prepare and it must always be remembered that it is poisonous. The proper precautions, therefore, invariably must be taken in handling and using it. The methods of making and applying this preparation are described in the bulletin already mentioned. Another disadvantage which it possesses is the fact that there is no way of testing, as in the case of some of the other preparations, the strength of the solution in the field. It is well known that all the solutions used for dipping sheep deteriorate with use and may, if not tested, frequently become so weak that the sheep to pass through will receive little or no benefit.

There should be two dippings at an interval of 24 days. The first may be relied upon to kill all the mature insects on the sheep, but it may not reach those which are in what is known as the pupal stage, in which they are protected by a hard brown shell. In this shell the tick remains for from 19 to 24 days, when it emerges as a mature insect.

Cost of Dipping.

Although the sheep tick is most prevalent in the western range states, where sheep are herded in large flocks, it is known to occur practically everywhere where sheep are kept. It is difficult to keep sheep infested with this parasite in a thrifty condition, and the most economical and efficient method of dealing with the problem is the dip. The cost of dipping will vary, of course, with local conditions—labor, fuel and the necessary materials for the vats and the dipping solution being the most important items. In the western range states it is estimated that the cost should run from 2 to 3½ cents a head for each dipping. Where only a few head of sheep are kept, the farmer need not construct a vat, but may make use of either the portable galvanized iron vat or of a canvas dipping bag. If he expects to continue permanently in the sheep industry, however, or if there is a large flock to handle, a permanent dipping plant is really a necessity. The construction of such a plant is discussed in Bulletin 708. This bulletin also calls attention to the fact that some setback to the sheep must be expected as the immediate result of dipping, which may take the form of a temporary lowering in weight or constitutional disturbances. Such injury, however, is more likely to result from improper methods of dipping and handling than from the direct effects of the treatment. Rough handling of sheep, dipping the flock before they have rested and cooled off after a long hard drive, dipping late in the afternoon when the nights are cold, keeping the sheep without feed and water for long periods before and after dipping, and the use of dogs in the corral, are some of the common mistakes sheepmen make.

Dipping Lambs.

In dipping young lambs, it is well to separate them from the sheep, in order to minimize the danger of their being drowned in the vats. This is especially true of very young lambs. If, however, the lambs are handled separately, it is perfectly safe to dip any more than a month old. They will recover readily from the shock and will grow and thrive much more rapidly after the irritation caused by the ticks has been removed.

FRESH BEETS IN WINTER

They should be placed in ventilated barrels, loose boxes, or, better still, in crates.

They should be pulled and the tops cut off when the soil is dry.

If sufficient space is available in the cellar, it is a good plan simply to place them in small piles along the wall.

Storage in large piles should be avoided, as it is liable to cause heating and decay.

Write for Farmers' Bulletins 847 and 879, United States Department of Agriculture, Washington, D. C. These give full instructions free of charge.

FLIES CAUSE LOSS TO STOCK FARMERS

Insects Which Gather Around Stables and Yards Are Cause of Irritation and Worry.

(By C. H. MELROY, Department of Veterinary Medicine, Oklahoma A. and M. College, Stillwater.)

Flies cause losses to live stock farmers in various ways, making it difficult to estimate the damage done. Those which gather around stables and yards where animals are confined are the most difficult to handle.

They are seldom if ever the direct cause of death to animals, but the irritation, worry, loss in flesh and diminution in milk production are a few probable damages.

Preventive measures are practiced in handling these pests. The removal of all material affording breeding places should be practiced. Manure heaps and decaying organic matter afford a fertile place for insect development. Stables often can be darkened and screened. The use of skin washes are practical ways of checking their efforts. A good solution consists of emulsified laundry soap one pound in four gallons of water to which add one gallon of crude oil. To this mixture add four ounces of powdered naphthalene. Spray animal one or two times per week.

BEES NEED SOME ATTENTION

Not Necessary to Feed Them If There Is Supply of Sealed Honey Intact in Their Hives.

If bees have a plenty of sealed honey in their hives it is not necessary to feed them, but sometimes they run short of stores, and the beekeeper should look after his bees and see that they do not run short of food and thus starve.

Dairy Cow's Share.

The dairy cow will be called upon to yield her maximum share of the world's food supply during the coming months of war. She can be depended upon for production, but preservation of the milk is man's part.

Where Bacteria Comes From.

Most of the bacteria which get into milk comes from the dirty cow and from the utensils, such as cans, pails, strainers, coolers and separators, which have not been properly cleaned.

Separator Saves Money.

The cream separator enables the farmer materially to reduce the cost of getting his cream to market.

Plants Need Rich Land.

Late cabbage and celery need rich land or must have fertilizer worked into the soil.

Currants Heavy Yielders.

Currants are heavy yielders. When given good treatment, yields of 250 to 300 bushels an acre are not unknown.

BIG CROPS IN WESTERN CANADA

Good Yields of Wheat, Splendid Production of Pork, Beef, Mutton and Wool.

The latest reports give an assurance of good grain crops throughout most of Western Canada, where the wheat, oats and barley are now being harvested, about ten days earlier than last year. Manitoba, Saskatchewan and Alberta are all doing their bit in a noble way towards furnishing food for the allies.

While the total yield of wheat will not be as heavy as in 1915, there are indications that it will be an average crop in most of the districts. A letter received at the St. Paul office of the Canadian Government, from a farmer near Delia, Alberta, says harvest in that district is one month earlier than last year. His wheat crop is estimated at 35 bushels per acre, while some of his neighbors will have more. The average in the district will be about 30 bushels per acre. Now, with the price of wheat in the neighborhood of $2 per bushel, it is safe to say that there will be very few farmers but will be able to bank from forty to fifty dollars per acre after paying all expenses of seeding, harvesting and threshing, as well as taxes. The price of land in this district is from $25 to $30 per acre. What may be said of this district will apply to almost any other in Manitoba, Saskatchewan or Alberta. Many farmers have gone to Western Canada from the United States in the past three or four years, who having purchased lands, had the pleasure of completing the payments before they were due. They have made the money out of their crops during the past couple of years, and if they are as successful in the future as in the past they will have put themselves and their families beyond all possibility of lack of money for the rest of their lives. It is not only in wheat that the farmers of Western Canada are making money. Their hogs have brought them wealth, and hogs are easy to raise there—barley is plentiful and grass abundant, and the climate just the kind that hogs glory in. The price is good and likely to remain so for a long time.

A few days since a farmer from Daysland, Alberta, shipped a carload of hogs to the St. Paul market, and got a higher price than was ever before paid on that market. Two million three hundred and seventy-seven thousand two hundred and fifty dollars was received at Winnipeg for Western beef during the first six months of this year. 181,575 hogs were sold at an average price of $15 per cwt., and had an average weight of 200 pounds each. The raising of hogs is a profitable and continuously growing industry of Western Canada, and this class of stock is raised as economically here as anywhere on the North American continent. There is practically no hog disease, and immense quantities of food can be produced cheaply.

It has been told for years that the grasses of Western Canada supply to both beef and milk producers the nutritive properties that go to the development of both branches. The stories that are now being published by dairymen and beef cattle men verify all the predictions that have over been made regarding the comfort and importance in the raising of both beef and dairy cattle. The sheep industry is developing rapidly. At a sale at Calgary 151,453 pounds of wool were disposed of at sixty cents a pound. At a sale at Edmonton 60,000 pounds were sold at even better prices than the paid at Calgary. The total clip this season will probably approximate two million pounds. Many reports are to hand showing from six to eight pounds per fleece, 35 carloads were sent to the Toronto market alone.—Advertisement.

Better a clean plate now than an empty one later.

PAINS SHARP AND STABBING

Woman Thought She Would Die. Cured by Lydia E. Pinkham's Vegetable Compound.

Ogdensburg, Wis.—"I suffered from female troubles which caused piercing pains like a knife through my back and side. I finally lost all my strength so I had to go to bed. The doctor advised an operation but I would not listen to it. I read an advertisement that I had read about Lydia E. Pinkham's Vegetable Compound and tried it. The first bottle brought great relief and six bottles have entirely cured me. All women who have female trouble of any kind should try Lydia E. Pinkham's Vegetable Compound."—Mrs. ETTA DOBINE, Ogdensburg, Wis.



Physicians undoubtedly did their best, battled with this case steadily and could do no more, but often the most scientific treatment is surpassed by the medicinal properties of the good old fashioned roots and herbs contained in Lydia E. Pinkham's Vegetable Compound.

If any complication exists it pays to write the Lydia E. Pinkham Medicine Co., Lynn, Mass., for special free advice.

University of Notre Dame

NOTRE DAME INDIANA

Offers Complete Course In Agriculture. Full courses also in Letters, Journalism, Library Science, Chemistry, Pharmacy, Medicine, Architecture, Commerce and Law.

PATENTS

Watson E. Coleman, Patent Lawyer, Washington, D. C. Advice and books free. Rates reasonable. Highest references. Best services.